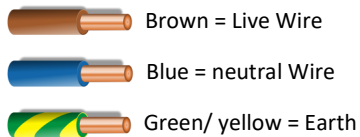


Edison Screw Lampholders

Ref:
IS-11




Please ensure to check you have the correct lampholder before connecting the wires in.


If in any doubt please contact us.

SES | E14 | Small Edison Screw

Plastic Lampholder




Metal Lampholder




ES | E27 | Edison Screw


Plastic Lampholder




Plastic Lampholder



Metal Lampholder



Metal Lampholder




The connection units have a locking barb installed on them, this is to ensure the lampholder does not undo as you remove the light bulb.

Please see images below to locate the locking barb on your connection unit, the barb will need to be pressed down or bent inwards to unlock it.


Press Down




Press Down




Press Down




Bend inwards



Press Down



Bend inwards



Unit 3 Brookside Business Park | Brookside Avenue | Rustington | West Sussex | BN16 3LP

© Lampspares. All Rights Reserved E:contact@lampspares.co.uk | T:01903 776644