

Kit10

For further information visit:
support.lampspares.co.uk

Search for IS10 in the search box.

Ref:

IS-10

Kit Contains:

1x Switched Lampholder

1x Backplate & Cover

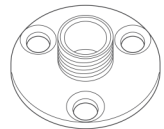
3x Wood Screws

1x Cable Cord Set

Before you start please ensure you are competent to carry out electrical works and ensure the electricity is turned off.

If in any doubt stop what you're doing and seek professional advice.

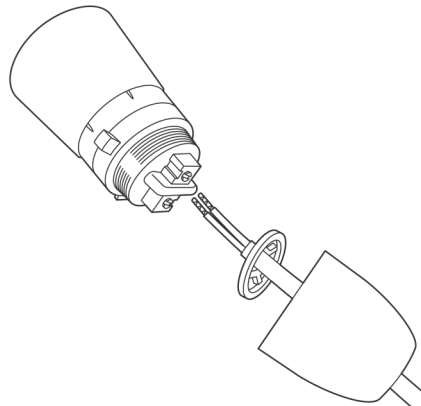
Step 1: Using the wood screws install the backplate to your wooden lamp.



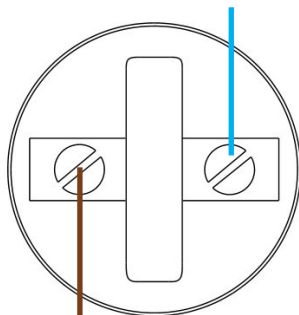
Step 2: Place the backplate cover over the backplate.

Step 3: Separate the Lampholder and screw the bottom section onto the backplate thread.

Step 4: Feed the cable cord set up through your light fitting so it is sticking out the top of the base of the Lampholder.



Blue (Neutral)



Brown (Live)

Step 5: Connect the wires to the Lampholder connection unit, It does not matter which way around the Live (Brown) and the Neutral (Blue) go.

Step 6: Carefully screw the connection unit onto the base of the Lampholder ensuring the cable does not twist inside the light fitting, To help prevent this if you can hold the cable at the bottom of the light fitting and twist it whilst screwing the Lampholder together this will prevent the cable from twisting and snagging inside.

Please Note: Ensuring the cable is not twisted badly is important as the Lampholder design means that when you connect the connection unit to the base it will twist the cable.

A quick tip is to twist the cable in the opposite direction once connected to the Lampholder, Then when you screw the Lampholder onto the base it will untwist the purpose made twist earlier.

Hopefully ending up with a fairly twist free cable inside your light fitting.

If you have any concerns or difficulties in connecting this product please contact us on details at the bottom of this guide.

All electrical parts confirm to BS standards and have full CE approval, please email for copies.



Unit 3 Brookside Business Park | Brookside Avenue | Rustington | West Sussex | BN16 3LP

T: 01903 776644 | KB: support.lampspares.co.uk

© Lampspares. All Rights Reserved